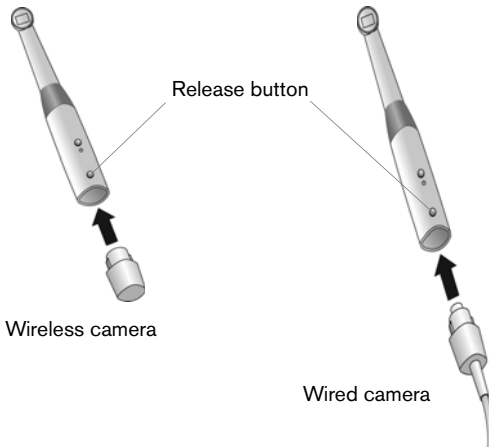



Connecting the Camera


To connect the camera, follow these steps:

- 1 Insert the battery or cable into the camera.



- 2 To connect the camera, do one of the following:
 - For a wireless camera, place the camera in the charge station for about 2 hours.
 - For a wired camera, connect the camera to the front of the docking station.



- 3 To turn the camera on, press the **Power On**  button for three seconds.

